

Main Characteristics

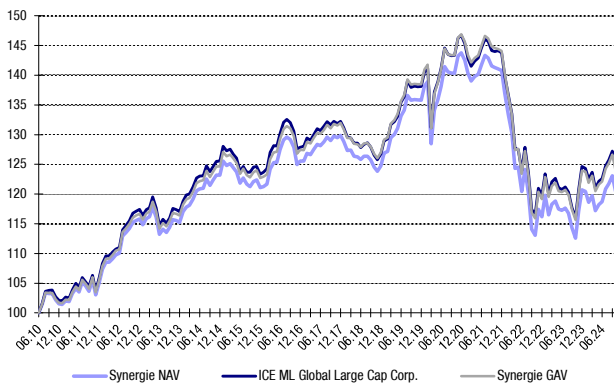
This 'SYNERGIE' subfund is invested in corporate bonds. Public sector borrowers are restricted to 10% of the portfolio. All holdings are investment grade (BBB- or higher) selected on the basis of a composite rating established using the same criteria as the benchmark ICE Merrill Lynch Global Large Cap Corporate Index. Companies deriving over 5 % of their revenue from weapons, gambling, nuclear energy, coal, tobacco or genetic engineering of crops (GMO) or being part of the ICE Energy sector are excluded from investment. Portfolio management uses an index tracking approach based on optimised sampling. Currency risk is systematically hedged against CHF.

| | |
|--|--|
| Net Asset Value as of 10/31/2024 | CHF 123.65 |
| Total fund assets | CHF 95'060'383 |
| Category | Fund reserved to qualified Investors according to article 10 al. 3, 3bis and 3ter CISA |
| Domicile | Switzerland |
| Base currency | CHF |
| Reference index | ICE Merrill Lynch Global Large Cap Corporate Index (GOLC) |
| Launch date | June 30th 2010 |
| Liquidity | Daily |
| Investment manager | DYNAGEST by ONE, One Swiss Bank - Geneva |
| Management company | Lombard Odier Asset Management (Switzerland) SA |
| Custodian bank | Bank Lombard Odier & Co SA |
| Estimated T.E.R. (including Management Fees) | 0.20 % |
| Management Fees | 0.15 % |
| Bloomberg code | SYOMXCC SW |

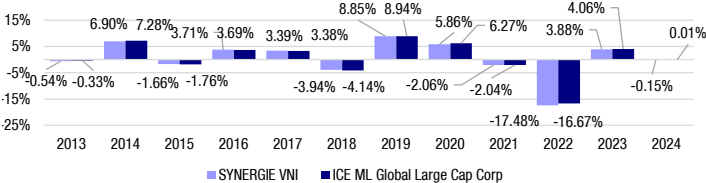
Performance in CHF as of 10/31/2024

| | | 1 month | YTD | 3 years | 5 years | since 30.06.10 |
|--------------------|----------------|---------|--------|---------|---------|----------------|
| SYNERGIE NAV | non-annualized | -2.11% | -0.15% | -14.72% | -11.32% | 20.49% |
| | annualized | | | -5.16% | -2.37% | 1.31% |
| SYNERGIE GAV | non-annualized | -2.10% | 0.02% | -14.25% | -10.51% | 23.99% |
| | annualized | | | -4.99% | -2.19% | 1.51% |
| ICE ML Global Corp | non-annualized | -2.01% | 0.01% | -13.43% | -9.77% | 24.65% |
| | annualized | | | -4.69% | -2.03% | 1.55% |

Standardized Graphical Evolution



Annual Performances

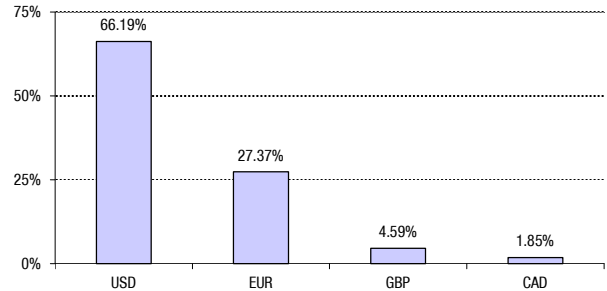


Portfolio Statistics, since Inception (06/30/2010)

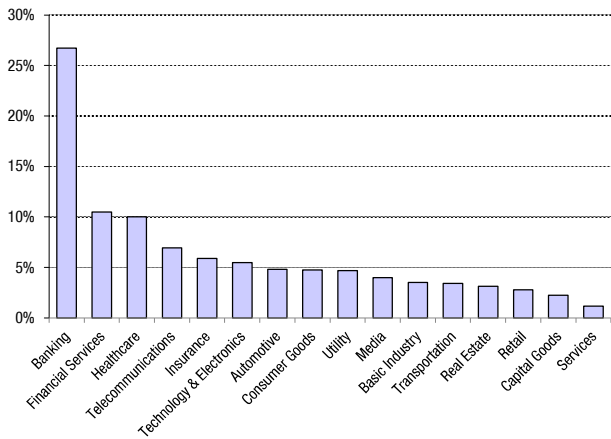
| | Volatility | Sharpe ratio | YTM | Tracking error | Number of issues |
|--------------------|------------|--------------|-------|----------------|------------------|
| VNI SYNERGIE | 5.30% | 0.35 | 4.84% | 0.41% | 786 |
| ICE ML Global Corp | 5.29% | 0.39 | 4.71% | | 13,822 |

Portfolio Structure as of 10/31/2024

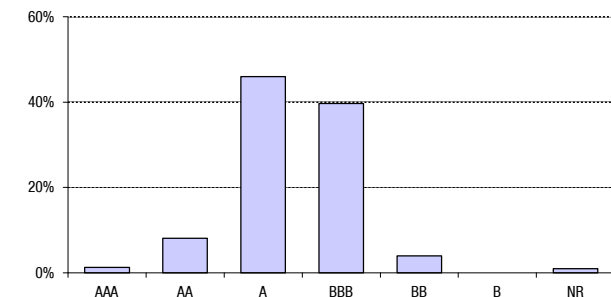
Currency Allocation



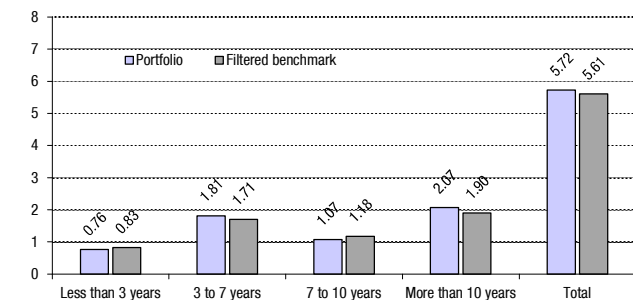
Sector Allocation



Rating Allocation (composite)



Sensitivity to Interest Rate Variation (Key Rate Duration and Modified Duration)



This document is for information purposes only and shall not be construed as an offer, invitation or solicitation to enter in any particular transaction or investment strategy. The information contained herein is based on sources believed to be reliable, but no assurance can be given that such information is current, accurate or complete. Past performance is not necessarily a guide to ongoing or future returns. The performance data indicated above do not take account of the commissions and costs incurred on the issue and redemption of the Fund's units. This document is not dedicated to and has not to be distributed to private customers. The management regulations, the prospectus and the annual reports can be obtained free of charge with Lombard Odier Asset Management (Switzerland) SA, Fund Management Company, Avenue des Morgines 2, 1213 Petit-Lancy, Switzerland, and with Bank Lombard Odier & Co Ltd, Fund's Custodian Bank, rue de la Corratiere 11, 1204 Geneva.